



THE IDLE MAN

ROCKING
THE
WEDDING
MY WAY

BE A BOY SCOUT
&
ALWAYS BE
PREPARED



#THEIDLEGROOM

Follow us on Twitter
and Instagram for all
Idle news.



THE IDLE MAN



You Are Invited

Let's take a peek at the Groom's Collection, a well anticipated range of suits and accessories for your big day, in The Idle Man Groom's Collection Exclusive edition. We thought after the success of The Idle Prom issue we would bring our expertise and advice to all the men, now all grown up and getting ready to say I Do to their perfect match. This magazine is essentially a man's planner to achieve a great wedding to remember. We know that Spring/Summer is the most popular time for weddings, with the good weather (hoping) and this being the seasons of renewal - it's a great way to renew your love by taking that big step to the alter.

The Idle Man is actively listening when you guys complained about never really had that perfect fitted suit. So, here are some of our experts with the best way to 'Dress For Your Shape'. In this article we will tell you how to tell your shape what you need to do to look amazing on your wedding day. Along with getting the shape right we know you need a little help in picking the right suit is vital. Therefore, with the positive response we have had from you about the personal stylist service, we are now bringing you 'Shopping Made Easy', the stylist for your wedding day. Alongside dressing good, you also got to look handsome, so we are answering your request and giving you our guide and tips 'To Get The Perfect Look', along with some of the top products to achieve these results.

We know that when it comes to the wedding day every detail is important and for the men the suit is their most important outfit of the day, however, based on the complaints we received 'that suits are boring' and that they don't show personality, we are hereby responding to you by giving you endless ways to style your outfit 'Rocking The Wedding My Way' and along with 'Must Do For Your Wedding Outfit'. So with all that preparation for the perfect suit we don't want you to forget your suit so 'Be a Boy Scout And Always Be Prepared'. So with the wedding outfit having to be formal to fit the wedding and appease your partner, the rehearsal dinner is next on the list so 'Show Your Style' and impress your partner's family and friends.

The biggest stress of the wedding day is the finance and we know you all love a good deal so check out our '20% Off Wedding Suit. Let The Hunt Begin' and 'PSSSTTT!!!!...The Perfect Suit for Free' competitions to bring your cost down for your big day.

So for your big day make The Idle Man your 'Online Style Destination For Today's Man'

Siobhan Thompson

Siobhan Thompson, Editor
Siobhan@theidleman.com, @FashionistaTal



CONTENT



Page 6-7
Dress For Your Shape



Page 8-9
Shopping Made Easy



Page 10-12
To Get The Perfect Look



Page 13-15
Rocking The Wedding My
Way



Page 16
Must Do & Be a Boy
Scout



Page 17
Show Your Style



Page 18-19
The Idle Prom




Page 20
20% Off Wedding Suit,
Let The Hunt Begin



Page 21
PSSSTTT!!!...The Perfect
Suit for Free



@Idle



instagram.com/idle



facebook.com/Idle/



+Theidleman

#SUITSMADEEASY

Follow us on Twitter
and Instagram for all
Idle news.




DRESS FOR YOUR SHAPE



When selecting a new suit for your wedding day, you really don't want to have the problem whereby your suit doesn't fit and to add to this painful experience, you're already on a tight budget and have made the sacrifice to get a new pair of suit only for it to be ripped apart while trying it on! So knowing your body shape is key and I will reveal how you should dress for your shape.

Even though you probably can't get a tailored made suit, it doesn't stop you from getting properly measured in a shop in order to know what your size is. Therefore, I advise you to get your measurement taken before you start shopping for your wedding suit.



Tall

If you are on the taller side of life, it is usually a struggle to find suit that fits you well! So, when looking for suit jackets, it's always best to buy them in a fitted shape, and as for buying trousers it's important that you know your waist and leg length too.

Short


When buying suit jacket make sure it's fitted and that it come above your hip, this will make your torso in proportion to your leg. Then when it comes to buying trousers you want to avoid buying it super tight has it doesn't fit everyone and it's best to buy a pair that just skim your ankle - it will give the illusion that you are taller.

Thinner Build

Huge mistake to make is to buy a suit bigger than you in order to make yourself a pair bulkier. It's best to buy slim fitted suit jacket than regular fit because the tighter fit will give the illusion that you have a bigger frame. When buying trousers stick to



the same slim fit or even wide legged fit as this will give you the illusion of thicker legs with the trousers finishing at your ankle so you still have a slim shape.



Heavier Build

When buying your suit jacket avoid the slim fitted piece and go for a more regular loose fit as it will look better on your shape. Also when it comes to your trousers, please stick to slimmer fit and cuts with slim legs instead of skinny because it won't fit your frame and stay away from wide legged because it will make you look bigger.

'getting properly measured'

Final Thoughts

So dressing for your body shape is easier than you think and it doesn't matter your shape. There is a perfect suit out there for you on your special day, so the most important thing to do is make sure you get measured properly and this will make the shopping process easier.

SHOPPING MADE EASY



“Idle man? More
like my Ideal man!
Fast delivery,
quality garments,
Idle Man!”
--Hugo--

“Good sales, quick
delivery and free
easy returns.
Can’t fault!”
--Steven Gower--

Our Customers are the most important part of the The Idle Man. We want to provide the best service possible for our customers. Whenever there is a problem we always get in contact with you in order to rectify the problem.

When customers want more help to choose an outfit we develop the Personal Stylist. This is a service we now offer online which delivers "Great Style, Free Expertise, No Surprises!"

We have developed it to help grooms and groomsmen shop for the perfect outfit for their wedding and the personal stylist will help you to choose the perfect look for the wedding. This approach is to take away the stress from you and your partner, so they shop for you and the groom's party.

So just follow these 3 simple steps and you will have the perfect suit for your wedding day.

1. Complete a quick survey that's not too long or personal. It involves things like what you are dressing for, what is your shape etc.

2. Then chat with the stylist so that we can get to know what you really want. It's very quick, don't worry we know you are busy and stressed.

3. The stylist will then pick out an outfit for you and it will be sent to your home for you to try on, you will have 6 days to try the outfit and return it for Free if you don't want it.

We know that wedding cost a lot of money but this service is free and the only payments you have to make are:

- Get charge £1 to check your card works after you add that information at the beginning.
- You will only be charged for the clothing you keep from the outfit if you return it within the 6 days.

So remember you shop in advance and get the help of a professional to take the stress off your big day.

"Very good price and faultless service."

--Sandy--



"Fast delivery and good quality clothes"

--Sam--



To Get The Perfect Look

On the day of your wedding you don't want to look hangover and of course you want to look good for your bride and the wedding photos. So these are some of the tips to achieve the best wedding day look.

Leading up to the wedding, follow these steps.

- Cleanse twice a day to keep your skin feeling fresh.
- Exfoliate a couple of times a week to get rid of dead/ dry skin
- Pick a moisturiser with an SPF in it. 2 in 1. (If it's A Summer wedding)
- Take care of your facial care with a moisturising beard wash and conditioner. (For Groom rocking the beard)

However if you want to go for the clean shave on your wedding. Follow these steps to make sure that you don't turn up with cut all over your face.



Baxter Of
California
Daily Face Wash
300ml - £17.00
Is gentle and
soothing on
your skin



1. Use a good quality shaving cream or soap for a close and comfortable shave
2. Lather up a dab of your shaving cream or soap with a shave brush to soften and raise hair away from the skin.
3. Always shave with the grain 1st (the direction the hair grows in)
4. You can use a blade or a razor, just remember
5. Never use a blunt blade as it's distressing to the skin
6. Always use a good razor to provide proper weight, balance and comfort, for better control is also extremely important.
7. Always glide the razor across the skin with a gentle pressure and if you are aiming for an even closer shave, re-lather and shave lightly across or against the grain, using small strokes to prevent irritation or razor burns.
8. Around the neck area, where hair grows in different directions, run your finger along the skin to feel and adjust accordingly to shave with the grain.
9. Use hot water to rinse off the blade when shaving. After you have finished, rinse the face thoroughly and pat dry.
10. Using an alcohol-free moisturiser balm or gel to soothe, refresh and regenerate the skin and to help close the pores.



Laboratory Perfumes
Tonka Eau de Toilette
- £60.00

Packing scents such as mandarin, warm woodland and the vanilla-tobacco notes of the Tonka bean; you don't get a more earthy fragrance than this.

Just remember to take care of your skin and to plan in advance what you want your face to look like on your wedding day and be prepared

Another problem that might turn up close to your wedding day - is black circles under your eyes. There is no way to get rid of them but you can reduce them by the good old trick to put cucumber on your eyes as they have skin lightening and astringents properties.



Men's Society Beard Oil & Face Rag - £25.00
Rich in vitamins and minerals,

moisturising and cleansing the skin beneath the hair.

Men's Society Damn Handsome 100% Natural Shave Brush - £19.00
Makes for a perfect wet shave, and great for any man that likes to keep his facial hair trim.



Top Grooming products to have on hand on your wedding day

Baxter Of California After Shave Balm 120ml - £18.00



Made from aloe and tea tree oil, this after shave balm is soothing and cooling.

Uppercut Deluxe Pocket Comb - £6.00

Will give nice clean comb lines through your quiff or slick back.



Men's Society Shoe Shine Kit - White - £15.00

To make your shoes shine and look brand new

Uppercut Deluxe Matt Clay - £15.00

It's built to hold all day and night whilst giving the freedom to re-work your



Men's Society Grooming Smooth Operator Shave Set - £25.00

This handy travelled sized smooth operator kit by Men's Society is what you need then, the perfect gift for any well-groomed guy.

Top Tips

- Cleanse your face with a cleansing balm, milk or lotion and not a regular soap.
- Exfoliators with charcoal or salt are the perfect ingredients to draw out the impurities in your skin.
- Moisturise should be light so that it will balance out your skin's oil products.
- Beard - Use products such as lavender or chamomile to calm skin down and coconut oil is great beard treatment.

'Rock The
Wedding - It's
Your Day Your
Way'



ROCK THE WEDDING MY WAY

You think that you might know exactly what you want to wear to your wedding but with so many cool options for the groom it might get hard to choose what you want to wear. Also, when you are getting married you have a lot more wedding detail to consider that might change what you thought you might read such as the time of year you get married, the venue, colour theme to name a few.

Bearing in mind, all men have different styles and like to wear their suit in a certain way. So don't worry, there are ways that you can incorporate your personality into different parts of the day. The suit jacket is a must for the ceremony right? But when it comes to the reception you can take your jacket off and roll up your sleeves.

However if you must wear a suit you can style the suit and you can add little details to show your personality such as:

‘Soften the
suit with
styled
accessories’



- Buttons- change up the buttons and make them contrasting
- Lining - have a pattern or colour you love
- Stitching - have stitching in different colour or style to change up the look.
- Fabric - Have a fabric that works for the occasion but can also be fun.

Other ways to inject your personalities to your suit is to soften the suit in different ways, such as having a unique haircut and add accessories such as pocket watch chain (Doesn't have to be an actual watch) but there are different chain thickness and colours. Also you can have a cufflinks in different colour and unique designs. In addition you can add a Brace, waistcoats, tie (can be a bow tie or traditional tie) handkerchiefs, these items can have contrasting colour and patterns to the suit. As well, the shoes can be used to make a statement by wearing traditional shoes or change up the style and colour.

wear? this way, if you love your sneakers you could wear one on your wedding day. Equally though, remember it's 'Your Day, Your way', so there are no rules, however talk to your other half to make sure you are on the same page.



Final Thoughts

When making all these choices think about the day in question, What time of year will it be? So that you don't wear a wool suit in the summer. Also think about What clothes do you normally

Wedding OutFit

- The Idle Man Suit Jacket in Slim Fit - Black - £56
- The Idle Man Suit Trousers in Slim Fit Black - £24
- The Idle Man Classic Bow Tie Black - £8
- The Idle Man Smart Shirt in White - £17
- Timex Originals Classic Round Watch - £6
- The Idle Man Classic 6cm Tie - £8
- Happy Socks Faded Diamond Grey/Multi - £8
- Dr Martens Classic Steed 3 Eye Shoe Black - £185



Must Do For Your Wedding Outfit

So we know the wedding is stressful, so before the wedding and we don't want to forget about the groom. So here are some pre-wedding day preparation that are essential for the husband-to-be, so here is the checklist:

- Let your wedding venue influence your outfit
- Don't choose your outfit before you know what time of day you're getting married.
- Take the overall wedding day colour theme into account
- Make sure you settle for nothing less than a perfectly fitting suit

- Wear your shirt when you go to purchase your suit
- Break your shoes in before the big day
- Check the buttonhole is safely secure on your jacket
- Make sure your belt matches your shoes
- Set aside enough time to get ready on the day
- Make sure your wedding suit has been dry cleaned before the wedding



Be a Boy Scout And Always Be Prepared

On your wedding day you know it's going to be busy and you might forget something. So remember to do a checklist of what you will need for the wedding day and put together an emergency kit of what you will need - and have extra where needed.



So for some of the things that could be in the emergency kit:

- Have a proper pack of hankies(You will need it)
- Have a good pair of cufflinks but also have a spare pair
- Have new socks and underwear
- Have your wedding shirt and a spare
- Have 2 matching belts
- Have your grooming kit in the bag

There are lots more you can put in the kit depends on where your wedding is and what you will need. Moreover, if your wedding is at a venue and you have to go there in advance, put the emergency kit in the car that you are taking to the wedding so you don't forget it.

Show Your Style

With the wedding so soon and you are running around trying to get everything perfect just remember that you have a rehearsal dinner to go to. So here are some tips on how to dress for the rehearsal dinner.

- Know what type of dinner it is, formal or casual?
- Wear something comfortable that show your personality.
- Remind your groomsmen what the dress code is, for the rehearsal
- Dress to impress because the camera will be following you around all night.
- Make sure your outfit coordinate with your partner so you show a united front.

‘Body Shape Dictate The Suit’

‘Dress To Impress’





THE IDLE MAN

LEARN
HOW
TO GET
YOUR
GROOVE

THE
RIGHT
WAY TO
GET A
DATE

DRESSING
FOR PROM



“Great Quality
Love the funky
Suits” –Ben
Smith–

#THEIDLEPROM




“Great help that
made my prom
great” – Luke
Green–

THE IDLE PROM

We were very happy to provide an exclusive service to our customer with the launch of 'The Idle Prom' collection last year. The collection was a great success with our customers. The Magazine that went along with our collection was very popular as it provided them with great advice and a piece of mind for when Prom came around.

The Magazine had articles to help customers such as 'How to be a Gentlemen', 'Top Tip on Preparing for Prom', 'How to tie and wear Ties' and a few more. It also showed how to style the clothing together and offer a personal stylist to help the young men who needed it.



“Showed it to my boyfriend, I
had a one in a lifetime night
Thanks” – Lizz Wright–

20% OFF WEDDING

Let The Hunt
Begin!

Do you want a chance to get the perfect suit while nabbing it at a brilliant price? Then enter our Wedding Treasure Hunt. The hunt begins on our website competition page where you can find out more info and get the first clue to start you on the hunt.



PSSSTTT!!!...

The Perfect Suit for Free

Win your Wedding Suit for Free by just sending in a Video. To find out the details, check out our Competition page on the website.





#IDLESUITUP

'Online style
destination
for today's
man'